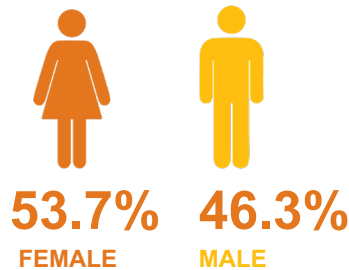


Ukraine

GENDER IN CRISIS



Population ¹




Population Age ²



16.1% are under 15 years old
17.4% are over 65 years old

Percentage of those reporting a disability for first time in 2019 ³



Women's Voice and Leadership ⁴




Gender Based Violence ⁵



Prevalence of physical and/or sexual violence by any partner since age 15 years.

Education ⁶

Adult literacy rate for 15 years and older.



NOTES: All the data included in the Gender in Crisis for Ukraine is taken from publicly available secondary data from sources listed before and collected before February 2022.

SOURCES: ¹ From the 2001 Census, available at: <https://web.archive.org/web/20070517141122/http://www.ukrcensus.gov.ua/eng/results/general/sex/> ² State Statistical Service of Ukraine. 2021. Resident Population of Ukraine by Sex and Age, http://database.ukrcensus.gov.ua/PXWEB2007/ukr/publ_new1/2021/zb_rpn21_ue.pdf ³ UN Briefing Note, dated October 2021: https://ukraine.un.org/sites/default/files/2020-11/EN_Briefing_Note_COVID_PwD_0.pdf ⁴ Data from the July 2019 elections: https://data.ipu.org/content/ukraine?chamber_id=13550 ⁵ https://www.osce.org/files/f/documents/9/2/413237_0.pdf ⁶ <http://uis.unesco.org/country/UA>